

STATISTIK PEMERKASAAN WANITA DALAM DOMAIN TERPILIH, MALAYSIA 2017

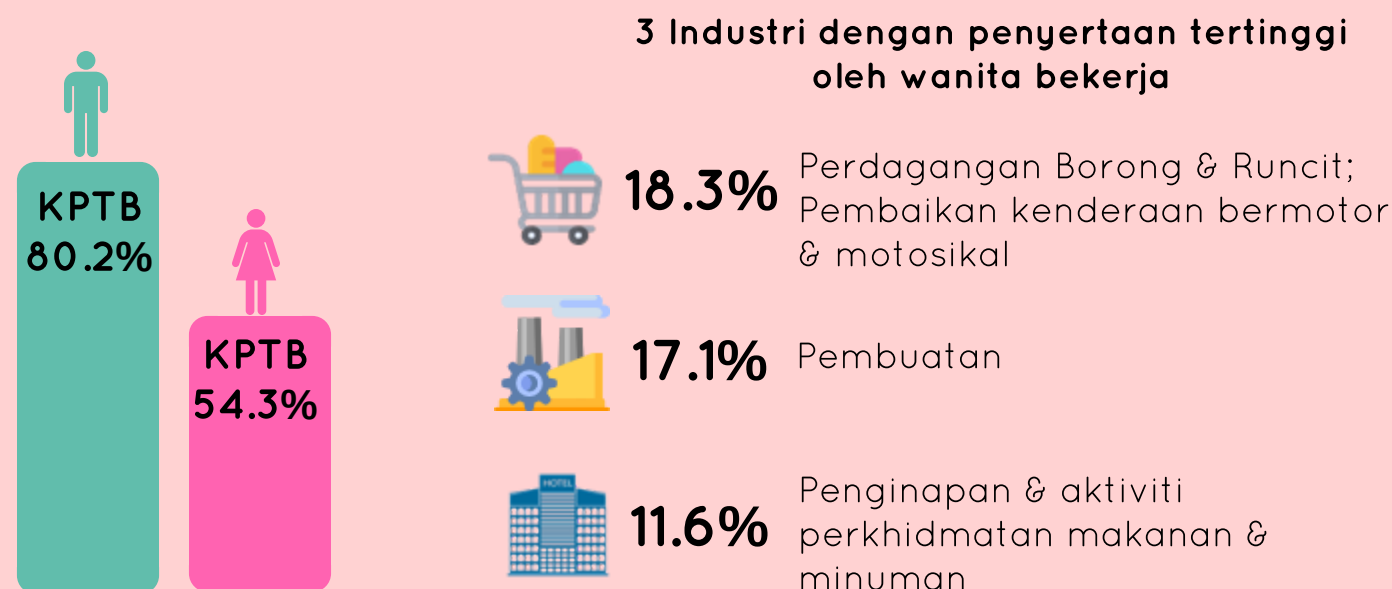
Indeks Jurang Gender Malaysia mengukur jurang antara lelaki dan wanita dalam 4 sub-indeks



Purata jurang kesaksamaan antara lelaki dan wanita berada pada **69.2%**

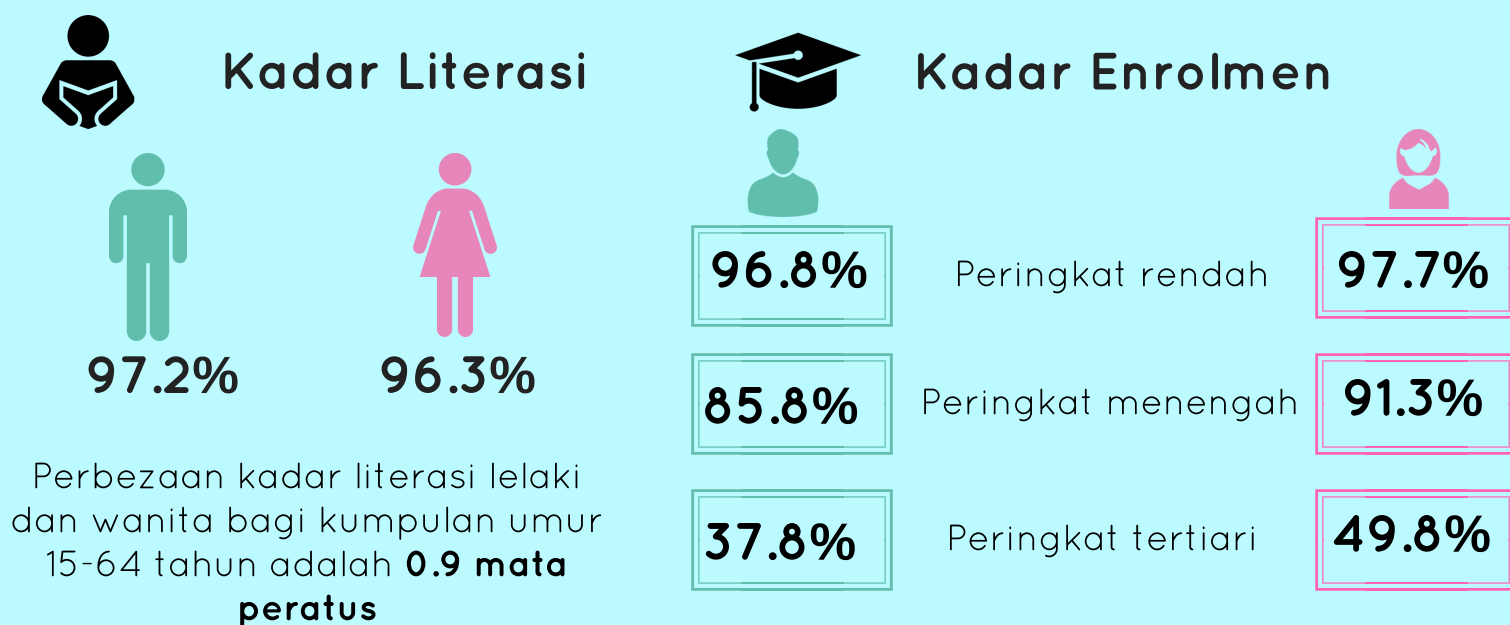
Nota: Skor 1.00 atau 100.0% ditakrifkan sebagai tiada jurang perbezaan di antara lelaki dan perempuan bagi 4 sub-indeks

Peluang dan Penyertaan Ekonomi

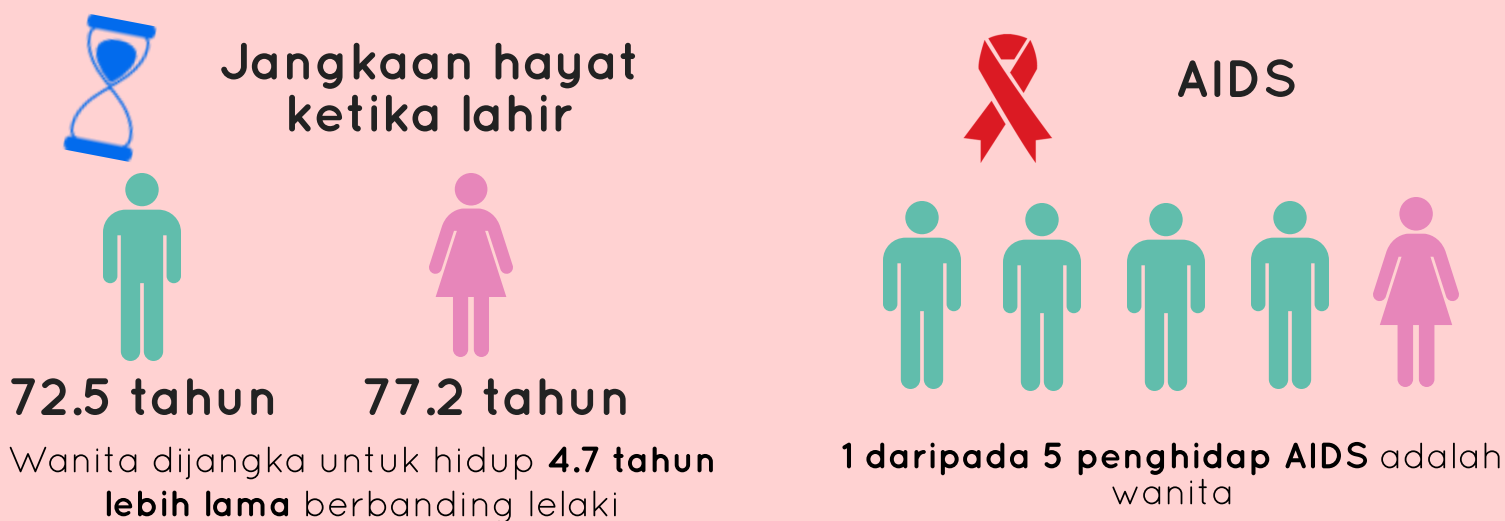


Nota: KPTB - Kadar Penyertaan Tenaga Buruh

Pencapaian Pendidikan



Kesihatan & Kehidupan



Penguasaan Politik



Nota: Semua data adalah merujuk kepada tahun 2016

STATISTICS ON WOMEN EMPOWERMENT IN SELECTED DOMAINS, MALAYSIA 2017

Malaysia Gender Gap Index measures gap between men and women in 4 sub-indexes

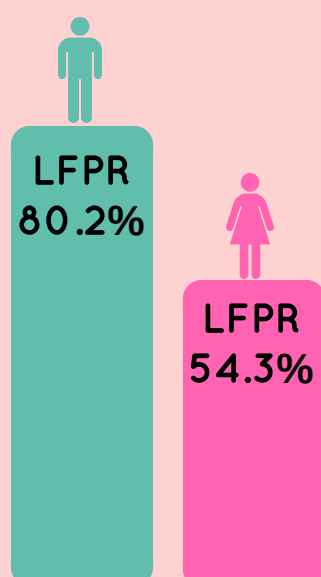


The average of equality gap between men and women stands at **69.2%**

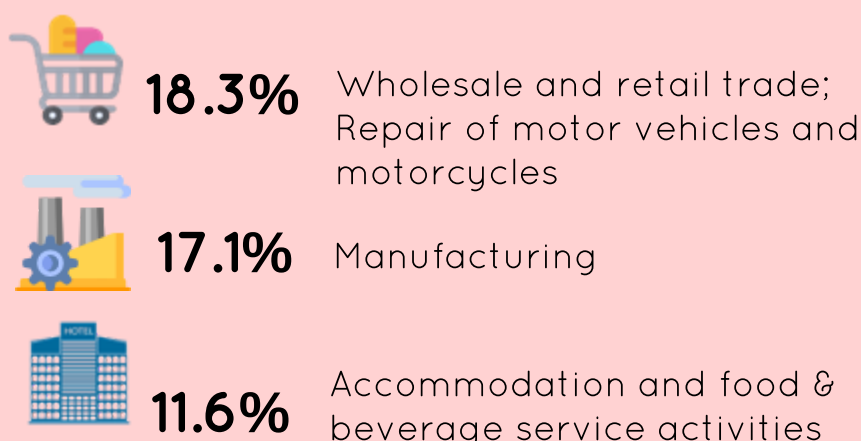
Note:

The score of 1.00 or 100.0% is defined as no gap between men and women in the 4 sub-indexes

Economic Participation & Opportunity



3 Industries with the highest participation of employed women



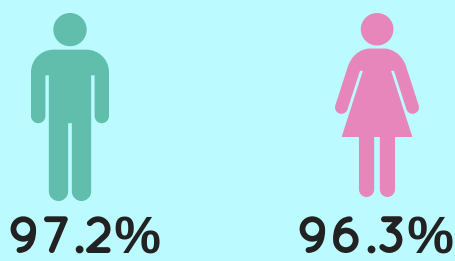
Note:

LFPR- Labour Force Participation Rate

Educational Attainment




Literacy Rate



The difference in literacy rate for men and women for the age group 15-64 years is **0.9 percentage points**



Enrolment Rate



Health & Survival




Life expectancy at birth



Women are expected to live **4.7 years longer** than men



AIDS



Political Empowerment

Senate
22.4%



House of Representative
10.8%

Almost **11 out of 100** representative are women in the House of Representative

Cabinet Minister
8.6%



Deputy Minister
17.6%

Note:

All figures refer to the year 2016